

The marine industry in Australia by the numbers

2020 Industry data



Turnover in 2019

\$7.95 bn

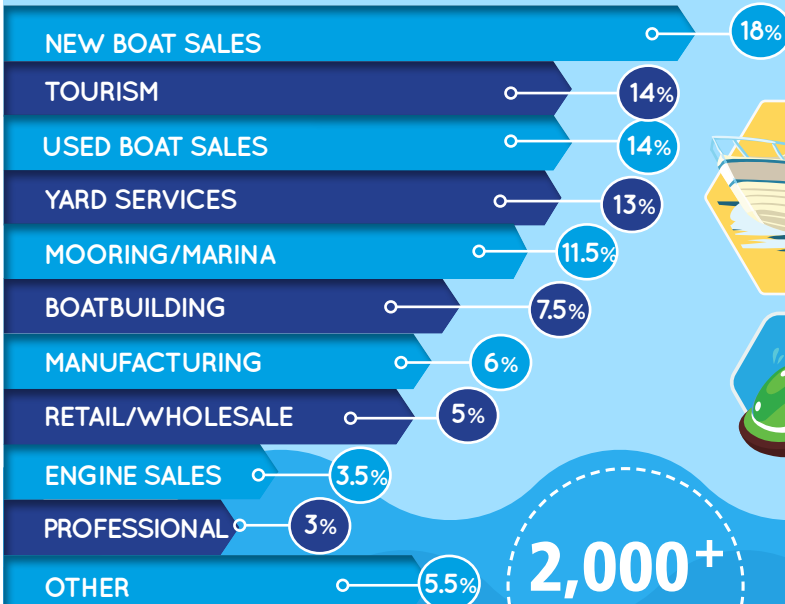


25,320

People are employed directly by the industry, with more than **10,000** contractors also engaged



Industry profile by sector



The marine industry covers a broad range of sectors, with boat sales, storage, yard services and charter operators leading the way

2,000+
Businesses

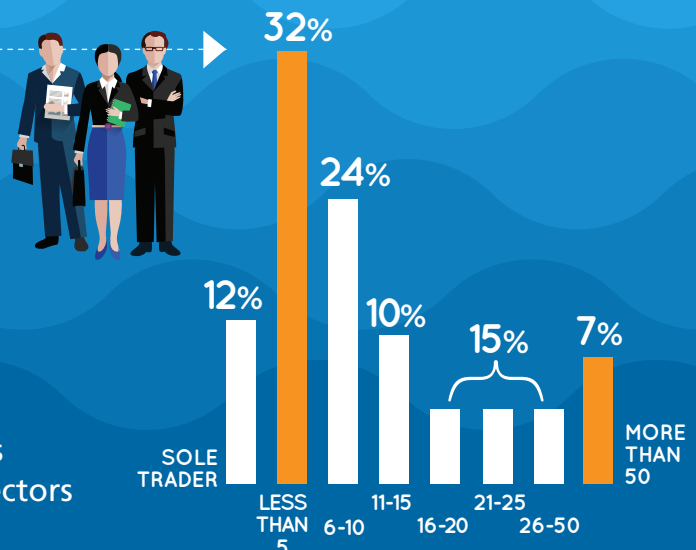
Operating in the recreational, superyacht and commercial marine sectors in Australia

Industry profile by employment

Companies in the marine industry are predominantly smaller businesses, typically employing less than 5 people

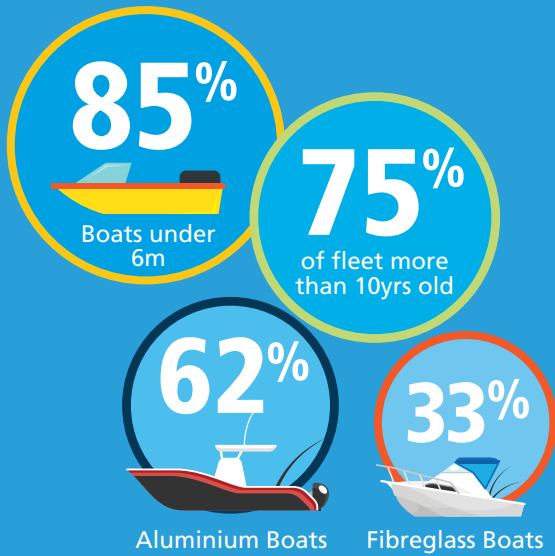


But with a number of larger companies in the boatbuilding and professional sectors

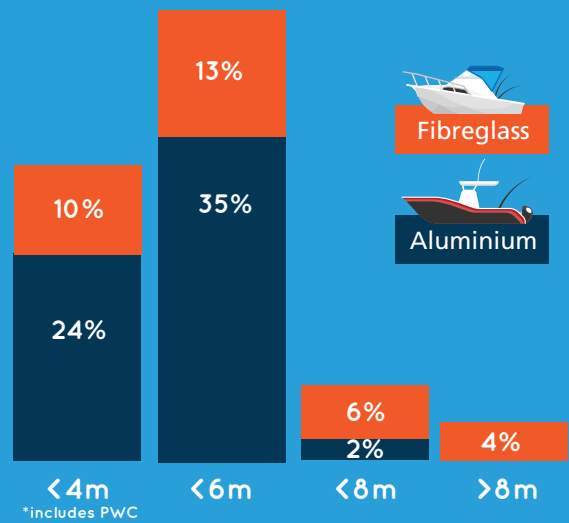


SOURCE: AMIAG STATE OF THE INDUSTRY SURVEY, JULY 2020 DATA HAS BEEN CROSS CHECKED AGAINST OTHER INDUSTRY DATA SOURCES

Recreational fleet key data



Fleet by size and material



A nation of boaters

2 million

Boating is one of the leading pastimes in Australia – over 2 million Aussies have a boat licence

Strong growth in non-powered sector
outdoor, healthy lifestyle.



More than **915,000** registered boats

plus as many again paddle craft, SUPs, sailing dinghies



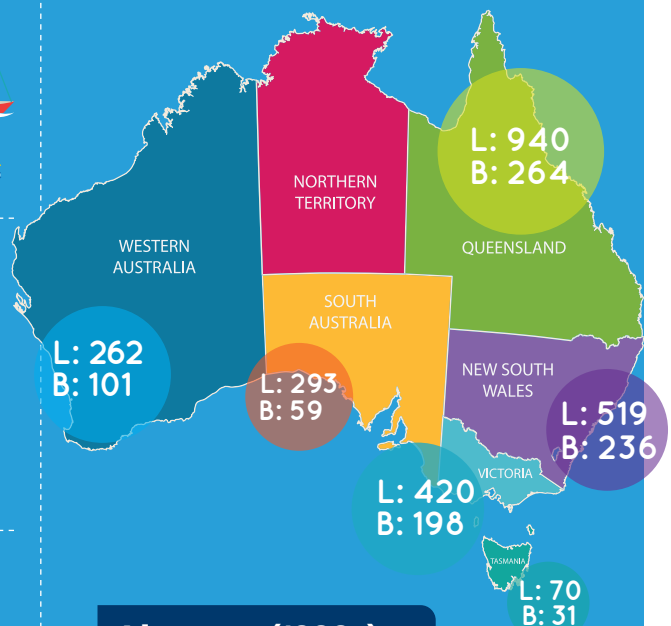
The fleet is growing with **10,000+**

new registrations each year



80,000+ now registered

PWC are the fastest growing sector of powered vessels



Licences ('000s)

Registered Boats ('000s)

Perpetual licences in Qld, SA and WA

SOURCE: STATE BOATING REGISTRATION AGENCIES, JULY 2020