

The marine industry in Australia by the numbers

2022 Industry data



Turnover in 2021-22

\$9.55bn



8.1%
on 2021


26,000

People employed directly by the industry + more than **8000 contractors** engaged.

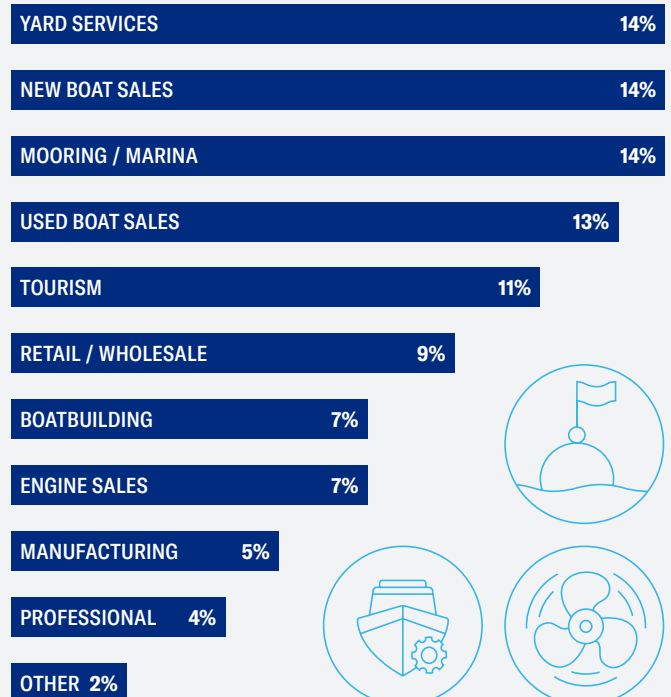


Industry profile by sector

The marine industry covers a broad range of sectors, with yard services, new boat sales, storage and charter operators leading the way.



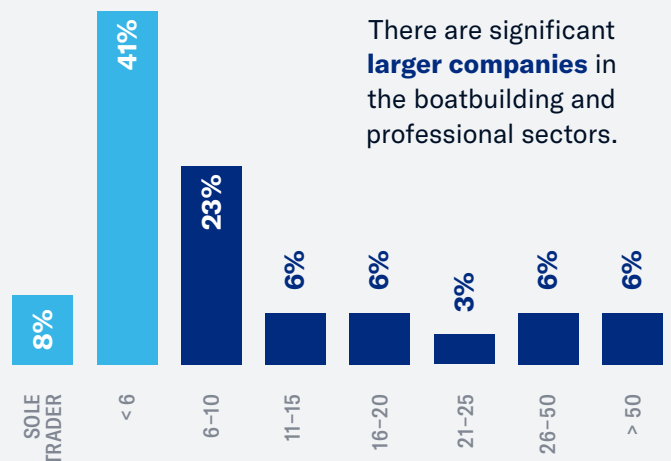
Operating in the **recreational, superyacht and commercial marine** sectors in Australia.



Industry profile by employment



Companies in the marine industry are predominantly smaller businesses, typically employing **less than 6 people**.



There are significant **larger companies** in the boatbuilding and professional sectors.

Recreational fleet key data

85%

Boats under 6m

75%

of fleet less than 10yrs old

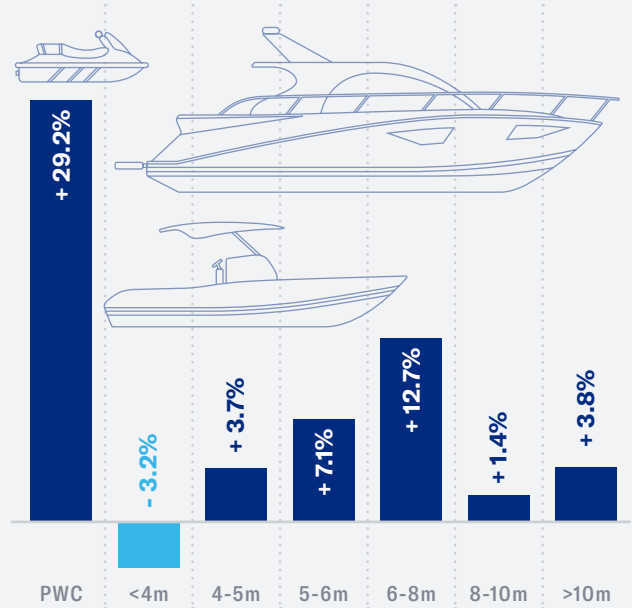
62%

Aluminium boats

33%

Fibreglass boats

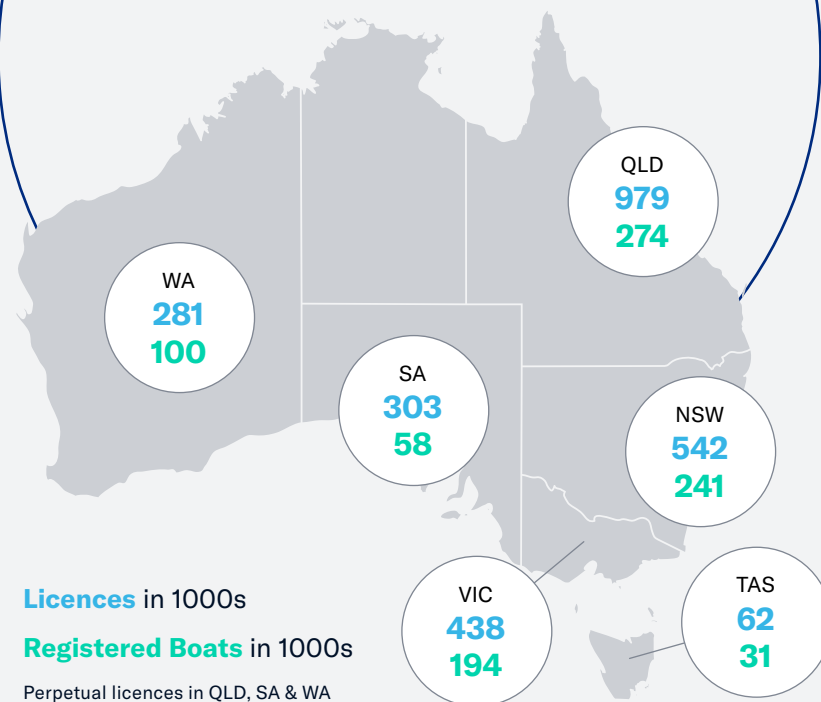
Change in length over 5 years



A nation of boaters

2.5m

Boating is one of the leading pastimes in Australia
1 in 10 Aussies have a boat licence



Licences in 1000s

Registered Boats in 1000s

Perpetual licences in QLD, SA & WA

Countless
 non-powered watercraft

Strong growth in non-powered sector
 – outdoor, healthy lifestyles



925,000
 registered boats

plus as many sailing dinghies,
 paddle craft and SUPs

18,500+
 new registrations



90,000+
 PWC registered

The fastest growing sector
 of powered vessels