





HALF YEAR TREND REPORT

KEY

 up
 down
 same
 unsure N/A



ICOMIA's Marine Industry Association (MIA) members have provided a snapshot overview of their industry for the past 6 months - 1 July 2022 to 31 December 2022 - compared to the same period of the previous year - 1 July 2021 to 31 December 2021.

Although no quantifiable data is gathered; the survey acts as a barometer to indicate recent economic trends in the global recreational boating industry as well as the general outlook for the coming year.

With the support of our members throughout the world and in conjunction with the appropriate associations, ICOMIA lobbies international authorities and major organisations, publishes documents and guidelines and produces tools to facilitate the growth of the industry.

The ICOMIA Market Intelligence Taskforce coordinates the collection of international marine industry statistics. It seeks to improve the accuracy and breadth of national statistics and supervises the publication of the annual ICOMIA Recreational Boating Industry Statistics.

Members of an ICOMIA MIA receive 50% off the Recreational Boating Industry Statistics book.

	Sales Revenue											Trade (approximate)					Economic Outlook		
	Sailboats (excl. dinghies)	Sailing dinghies	Trailerable boats	Used boat market	Motorboats: SD/I	Motorboats: Outboards	Motorboats: Inflatable/RIB	PWCs	Accessories	Engines: Outboard	Engines: SD/I Diesel	Engines: SD/I Petrol	Exports by value	Exports by unit	Imports by value	Imports by unit	Domestic market by value	Domestic market by units	Over coming 6 months
Argentina	=	=	↓	=	=	↓	=	↓	↓	↓	=	=	↓	↓	=	↓	↓	↓	↓
Australia	=	=	↓	↓	↓	↓	↓	=	=	↓	↓	↑	↑	↓	↓	=	=	↓	↓
Brazil	=	=	=	↑	=	↑	↑	↑	↑	↑	=	↑	↑	=	=	↑	↑	=	=
Canada	↓	↓	↓	↓	↓	↑	↓	↓	↓	↓	? ?	↓	↓	↓	↓	↓	↓	↓	↓
Czech Republic	=	↑	↑	↑	=	↑	↑	↑	↑	↑	=	↓	↓	↓	↓	↑	↑	↓	↓
Estonia	=	↓	↓	=	=	↓	↓	↓	↓	↓	=	=	=	↓	↓	↓	↓	↓	↓
Finland	=	=	↓	↓	=	↓	↓	↑	↓	=	=	↓	↓	↓	↓	↓	↓	↓	↓
France	↑	↑	↓	↑	↑	↑	↑	↑	↑	↓	↑	↑	↑	↑	↑	↑	↓	=	=
Germany (BVWW)	=	=	↓	↓	=	=	=	? ↓	↓	↓	↓	=	=	=	=	=	=	=	=
Germany (DBSV)	=	=	=	↓	=	↓	↓	↓	=	? ? ?	↑	=	↑	=	↑	↓	↓	↓	↓
Greece	↑	=	↑	↑	↑	↑	↑	↑	↑	↑	?	↑	↑	↑	↑	↑	↑	↑	↑
Hungary	↑	↓	↓	=	=	↑	↓	=	↑	↓	↑	=	=	↑	↑	↓	↓	↓	↓
Israel	? ?	? ?	? ?	? ?	? ?	? ?	? ?	? ?	? ?	? ?	? ?	? ?	=	=	=	=	=	=	=
Italy	=	=	↑	=	↑	↑	↑	=	↑	↑	↑	↑	↑	↑	↑	↑	↑	↑	=
Japan	↓	↓	=	↓	↓	↓	↓	↑	↑	=	↓	↑	↓	↑	↑	↑	↓	=	=
Lebanon	↓	↓	↑	↑	=	=	=	=	=	=	=	↓	↓	=	=	=	=	↑	↑
Netherlands	↑	↓	=	↓	↑	=	↓	=	↑	=	=	=	=	=	=	=	=	=	=
New Zealand	=	=	↓	↓	=	↓	=	=	=	↑	=	↑	↑	↑	↑	=	=	↓	↓
Norway	↑	=	? ↓	↓	=	↓	=	=	=	=	=	=	=	=	=	=	=	=	=
Poland	↓	↓	↓	↑	↓	↓	=	↑	↓	=	=	↑	↓	↓	↓	↓	↓	↓	↓
Singapore	=	=	=	=	=	=	=	=	=	=	=	=	=	=	=	=	=	↓	↓
Slovenia	=	↓	↓	=	↓	↑	=	=	=	=	↓	↑	↑	=	=	↓	↓	↓	↓
South Africa	↑	? =	=	=	=	↑	? =	↑	=	? ?	↑	↑	↓	↓	↑	↑	↑	↑	↑
Spain	↑	=	=	↓	↑	↑	↑	↓	↑	↑	↑	↑	↑	↑	↑	↑	↓	↑	↑
Sri Lanka	↓	↓	↓	↓	↓	=	↓	=	=	↓	↓	↓	↓	↓	↓	↓	↓	↓	↓
Sweden	=	=	=	=	↓	=	=	↓	↓	↓	↓	↓	↓	↓	↓	↓	↓	↓	↓
Switzerland	=	=	=	↑	=	=	=	=	=	=	=	=	=	=	=	=	=	↑	↑
Taiwan	=	=	↑	↑	↑	=	=	=	=	↑	=	↑	↑	=	=	=	=	↑	↑
Turkey	↑	↑	↑	↑	↑	↑	=	↓	↑	↑	↑	↑	↑	↑	↑	↑	↑	↓	↓
United Kingdom	↑	=	=	↓	↑	↑	↑	? ?	↑	↑	↑	↑	? ?	↑	?	↑	?	↓	↓
United States	↓	↓	↓	↓	↓	↓	↓	↓	↓	↓	? ?	↓	↓	↓	↓	↓	↓	↓	↓

RECREATIONAL BOATING INDUSTRY STATISTICS
Only product of its kind - a wealth of industry intelligence - an invaluable tool in business planning

- 2018 trends in recreational marine industry
- Global summaries of key segments from 24 countries
- Marine engine statistics + data
- Export/import data for trade in boats from 40 countries
- Superyacht + boatshow statistics
- 50% discount for ICOMIA members

ICOMIA ORDER YOUR ELECTRONIC COPY @ WWW.ICOMIA.COM